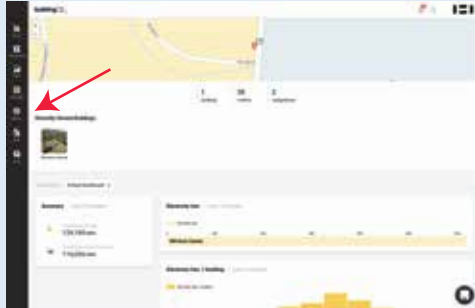


VIEW BUILDING METERS

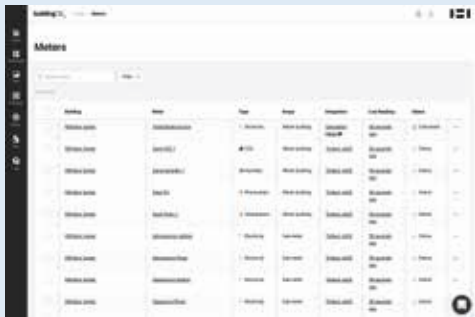
The R.W. Kern Center has dozens of meters and monitos to collect data on our building performance and resource use. Browes the meters to discover what data is available.

1.



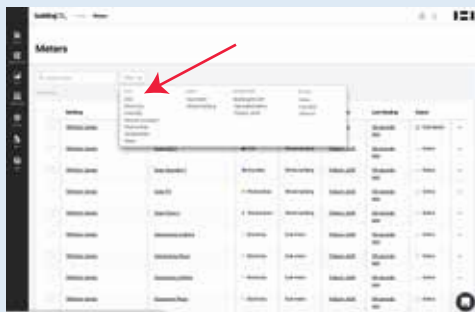
On the left side menu bar, click the Meters icon.

2.



On this page, you will be able to view all of the meters which are used to monitor the R.W. Kern Center.

3.



To filter the meters, click the "Filters" button located to the right of the search engine.

What do the filters mean?

TYPE	SCOPE	STATUS
CO2	Sub-meter	Online
Electricity	Whole building	Calculated
Humidity		Historical
Percent occupied		
Photovoltaic		
Temperature		
Water		

Sub Meters measure certain areas of the building like office spaces or classrooms

Online and **Calculated** meters are currently active. **Historical** meters are no longer actively tracking data.